



Molecular Crystals and Liquid Crystals Science and Technology. Section A. Molecular Crystals and Liquid Crystals

Publication details, including instructions for authors and subscription information:

<http://www.tandfonline.com/loi/gmcl19>

Electroluminescent Nematic Polymer Networks with Polarised Emission

Adam Contoret^a, Simon Farrar^a, Perregrin Jackson^a, Stephen M. Kelly^b, Sultan Khan^a, Edward Nicholls^a, Mary O'Neill^a & Gary Richards^b

^a Department of Physics, The University of Hull, Hull, HU6 7RX, UK

^b Department of Chemistry, The University of Hull, Hull, HU6 7RX, UK

Version of record first published: 24 Sep 2006

To cite this article: Adam Contoret, Simon Farrar, Perregrin Jackson, Stephen M. Kelly, Sultan Khan, Edward Nicholls, Mary O'Neill & Gary Richards (2001): Electroluminescent Nematic Polymer Networks with Polarised Emission, *Molecular Crystals and Liquid Crystals Science and Technology. Section A. Molecular Crystals and Liquid Crystals*, 364:1, 511-518

To link to this article: <http://dx.doi.org/10.1080/10587250108025021>

PLEASE SCROLL DOWN FOR ARTICLE

Full terms and conditions of use: <http://www.tandfonline.com/page/terms-and-conditions>

This article may be used for research, teaching, and private study purposes. Any substantial or systematic reproduction, redistribution, reselling, loan, sub-licensing, systematic supply, or distribution in any form to anyone is expressly forbidden.

The publisher does not give any warranty express or implied or make any representation that the contents will be complete or accurate or up to date. The accuracy of any instructions, formulae, and drug doses should be independently verified with primary sources. The publisher shall not be liable for any loss, actions, claims, proceedings, demand, or costs or damages whatsoever or howsoever caused arising directly or indirectly in connection with or arising out of the use of this material.

Electroluminescent Nematic Polymer Networks with Polarised Emission

ADAM CONTORET^a, SIMON FARRAR^a, PERREGRIN JACKSON^a,
STEPHEN M. KELLY^b, SULTAN KHAN^a, EDWARD NICHOLLS^a,
MARY O'NEILL^a and GARY RICHARDS^b

^a*Department of Physics, The University of Hull, Hull HU6 7RX, UK and*

^b*Department of Chemistry, The University of Hull, Hull HU6 7RX, UK*

Electroluminescence with a polarisation ratio of 12:1 from a uniformly aligned nematic network is reported. Diene photo-active end-groups were used, which polymerise by a selective cyclisation reaction. Surface alignment was achieved for the first time using a doped polymer photoalignment layer, oriented by exposure to polarised UV light. Threshold voltages between 2 V and 8 V were found and a brightness of 90 cd m⁻² was obtained. Both the PL and EL intensities were higher after photochemical crosslinking.

Keywords: organic electroluminescence; polarised EL; networks

INTRODUCTION

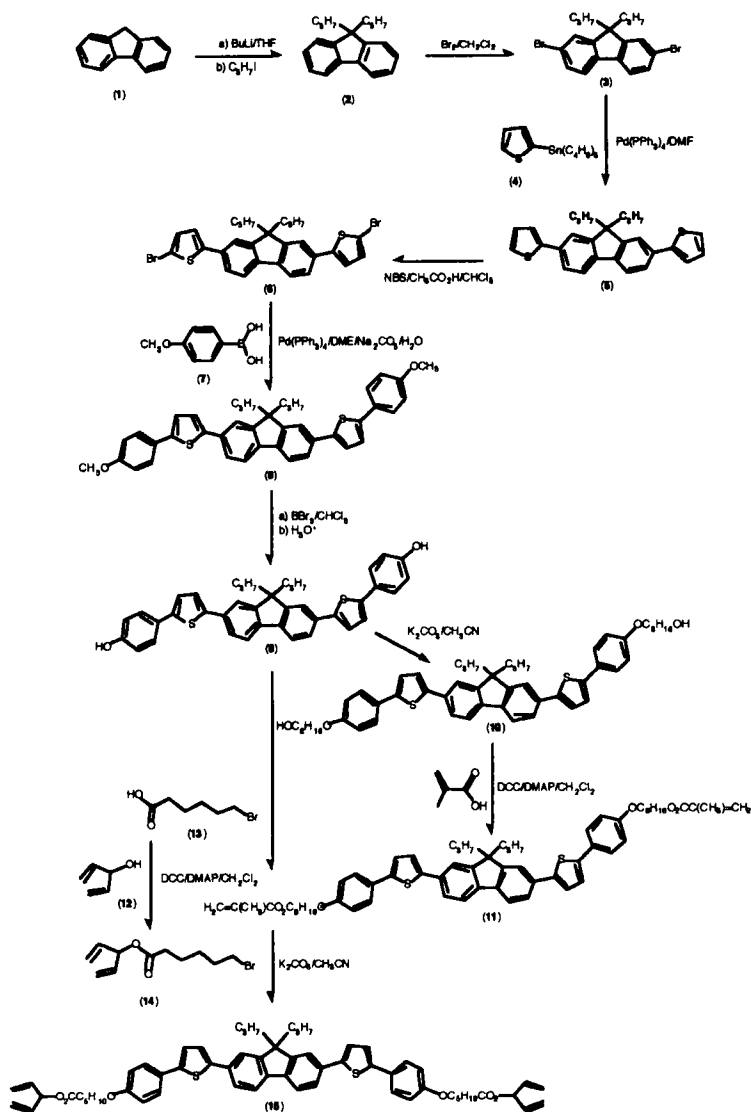
The development of organic light-emitting diodes (OLEDs)^[1-3] now offers the prospect of a low cost lighting source with polarised electroluminescence for portable LCDs with a lower power consumption and/or a higher brightness.^[2] This can be achieved by replacing one of the polarisers and the back light by a polarised EL light source. EL ratios of 10 or more are adequate with the use of a clean up polariser. Polarised EL can be achieved from uniaxially aligned linear chromophores. Best results to date have been obtained using conjugated mainchain polymers.^[2,3] An EL polarisation ratio of 12:1 with a brightness of 200 cd m⁻² was found from *para*-phenylene vinylene rubbed at high temperatures when partially-formed from its soluble polymer precursor.^[4] A higher ratio of 15:1, but with lower brightness, was achieved using liquid crystalline polyfluorene films oriented on rubbed polyimide alignment layer.^[5] However, in addition to problems associated with mechanical buffing, these high molecular weight

polymers are highly viscous. This leads to long annealing times at high temperatures. The conversion of macroscopically oriented reactive mesogens (liquid crystals) to an intractable network provides an alternative route to polarised EL. This technique involves the polymerisation and crosslinking of reactive liquid crystalline monomers *via* photopolymerisable and/or thermally polymerisable end-groups of the molecule. Low temperature processing is possible and multilayer OLED devices can be constructed with carrier-transporting layers deposited on top of the insoluble crosslinked network. Despite these advantages there has been limited success to date using this approach. Polarised EL with a dichroic ratio of 2 was achieved only by doping a liquid crystal network with a photoactive perylene dye.^[6] Other authors quote polarised absorbance and PL.^[7,8] EL was not reported. Other less practical methods for the macroscopic alignment of EL chromophores have also been reported^[9-14].

We now report polarised EL from a stable nematic network formed by photopolymerisation of a liquid crystalline chromophore with diene photopolymerisable endgroups for selective crosslinking attached to the EL by flexible aliphatic spacers. Macroscopic orientation of the chromophore is achieved for the first time by photoalignment techniques using a composite photoalignment/hole transport layer.

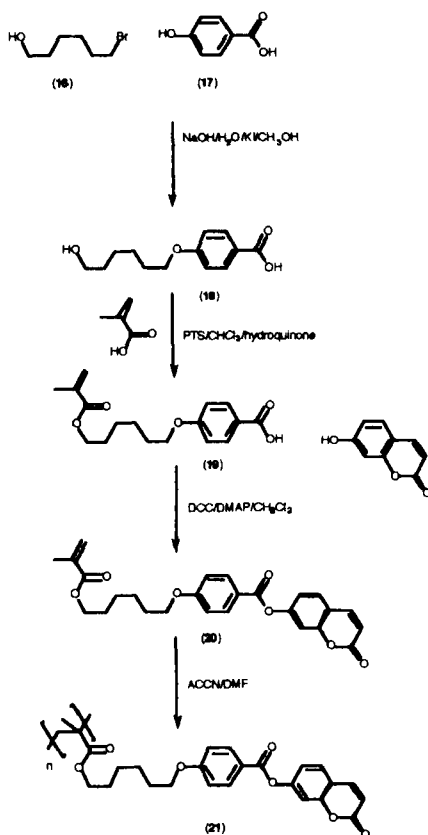
SYNTHESIS

The photopolymerisable liquid crystalline acrylate **11** and the corresponding mesomorphic diene **15** were synthesised as shown in scheme 1. Commercially available fluorene **1** is alkylated in a two-step reaction *via* deprotonation at the 9 position with butyl lithium followed by addition of propyl iodide. This process is carried out twice to generate 9,9-dipropylfluorene **2**. This is then brominated directly using bromine to yield 2,7-dibromo-9,9-dipropylfluorene **3**. A Stille aryl-aryl coupling reaction of **3** with commercially available tributylstanylthiophene **4** yielded the symmetrical dithiophene **5**. Bromination of **5** with *N*-bromosuccinimide in dichloromethane gave the corresponding 2,5-disubstituted thiophene **6**. A palladium catalysed Suzuki aryl-aryl coupling with 4-methoxyphenylboronic acid **7** and the dibromide **6** produced the diether **8**, which was demethylated using boron tribromide in the usual fashion to yield the symmetrical bis-phenol **9**. Alkylation with 8-bromooctanol gave the diol **10**, which was esterified at both ends of the molecule with methacrylic acid chloride and triethylamine in dichloromethane to yield the desired diacrylate **11**. The commercially available 1,4-pentadien-3-ol **12** was esterified with 6-bromohexanoic acid **13** using DCC/DMAP to give the bromo-ester **14**. A Williamson ether alkylation of the bis-phenol **9** with the bromide **14** yielded the desired diene ester **15**.



Scheme 1

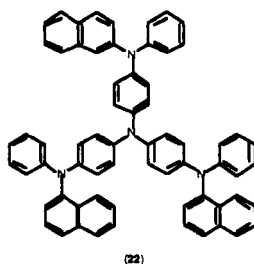
The photoreactive polymer **21** was synthesised as shown in reaction scheme 2. Commercially available 4-hydroxybenzoic acid was alkylated in a Williamson ether synthesis with 6-bromohexanol **16** to yield the 4-(6-hydroxyhexyloxy)benzoic acid **18**, which was esterified with methacrylic acid to yield the methacrylate **19**. Esterification of **19** with commercially available 7-hydroxycoumarin (umbelliferone) with DCC and DMAP gave the monomer **20**. This was polymerised radically to yield the photoreactive sidechain polymer **21**.



Scheme 2

RESULTS AND DISCUSSION

Multi-layer OLEDs were constructed using an indium tin oxide (ITO) coated glass substrate (12 x 12 x 1 mm). The ITO is coated with two strips (~2 mm) of polyimide along opposite edges of the substrate, then covered with a polyethylene dioxythiophene/polystyrene sulphonate (PEDT/PSS), EL-grade, layer of thickness $45 \text{ nm} \pm 10 \%$. The polymer blend of the photoalignment polymer **21** containing 30% of the hole-injecting, 4,4',4''-tris[*N*-(1-naphthyl)-*N*-phenyl-amino]triphenylamine **22** is deposited by spin coating to form a layer of thickness ~20 nm.



This polymer blend is now photochemically crosslinked through a (2+2) cycloaddition of adjacent coumarin side-chains.^[15-18] to form a hole-injecting/aligning network after exposure to linearly polarised UV from an Argon Ion laser tuned to 300 nm. The alignment quality reaches a maximum for a critical fluence and then deteriorates at higher fluences. This is due to competing interactions between the nematic phase and the surface giving rise to either parallel or perpendicular alignment.^[16-18] The polarisation ratio of emitted light is not severely affected up to dopant concentrations of 30%, although higher fluences are required to obtain optimum alignment. The liquid-crystalline luminescent layers of either **11** ($T_g = 10^\circ\text{C}$; Cr-N = 68°C ; N-I = 120°C) or **15** ($T_g = 45^\circ\text{C}$; Cr-N = 93°C ; N-I = 107°C) is then spun cast onto this hybrid hole-transporting/alignment crosslinked network to form a film of ~40 nm thickness after drying. The sample is heated to 100°C and slowly cooled at $0.2^\circ\text{C}/\text{min}$ to room temperature to achieve macroscopic alignment of chromophores in the nematic state for **11** or nematic glass phase for **15**. Irradiation with unpolarised UV light at 300 nm induces cross-linking of the photo-active end-groups of either **11** or **15** to form an insoluble and intractable layer. Aluminium electrodes are vapour-deposited under a vacuum of 10^{-6} mbar and silver paste dots applied for electrical contact. The diene **15** polymerises *via* a sterically-controlled, intermolecular cyclisation reaction to form a cyclic polymer product. It yields an intractable, thermally stable network, which is insoluble and allows the addition of other layers, such as electron-transporting compounds.^[15-18]

The polymerisation reaction of the diene **15** is slower, but much more selective, than the polymerisation of the analogous methacrylate **11**.

The PL polarisation ratio ($PL_{||}/PL_{\perp}$) of the overlying liquid crystal **15** in its nematic glass phase before crosslinking can be taken as a measure of the alignment quality. Figure 1 shows a polarisation ratio of 11:1 for the diene **15** on the hybrid hole-transport/alignment layer.

$PL_{||}/PL_{\perp} > 0$ indicates that the liquid crystal director aligns parallel to the polarisation direction of the incident UV beam. Devices made with **15** in the nematic glassy state showed poor EL polarisation ratios, because the low glass transition temperature compromised the alignment stability. Much better performance was achieved when **15** was crosslinked. The polarisation ratio $EL_{||}:EL_{\perp}$ is 11:1 at the spectral peak. We obtained a brightness of 100 cd m^{-2} (measured without polariser) at a drive voltage of 11 V with an external efficiency of 1.4%. The PL and EL intensities of the crosslinked layer are higher than those of the uncrosslinked diene, see Figure 2 (a) for the PL intensity before and after crosslinking. The threshold and operating voltages are also lower.

The methacrylate **11** polymerises at least 30 times faster than the diene **15**. However, crosslinked layers of the methacrylate **11** show much greater photochemical damage (bleaching) than corresponding layers of the crosslinked diene **15** despite much shorter exposure times, see Figure 2 (b) for the PL intensity before and after crosslinking.

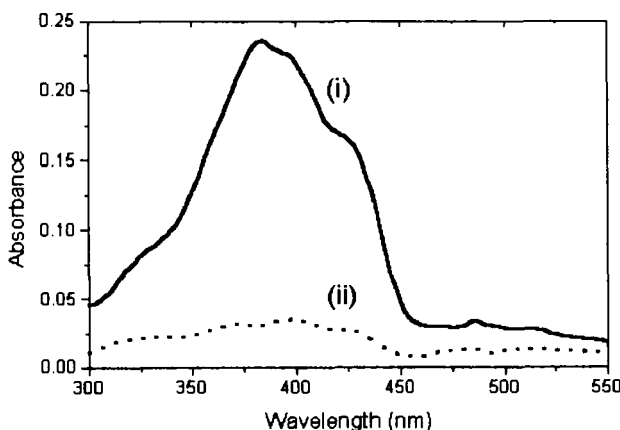


Figure 1. The polarised photoluminescence spectrum [(i) $EL_{||}$ and (ii) EL_{\perp}] of the unreacted diene **15** before photochemical crosslinking.

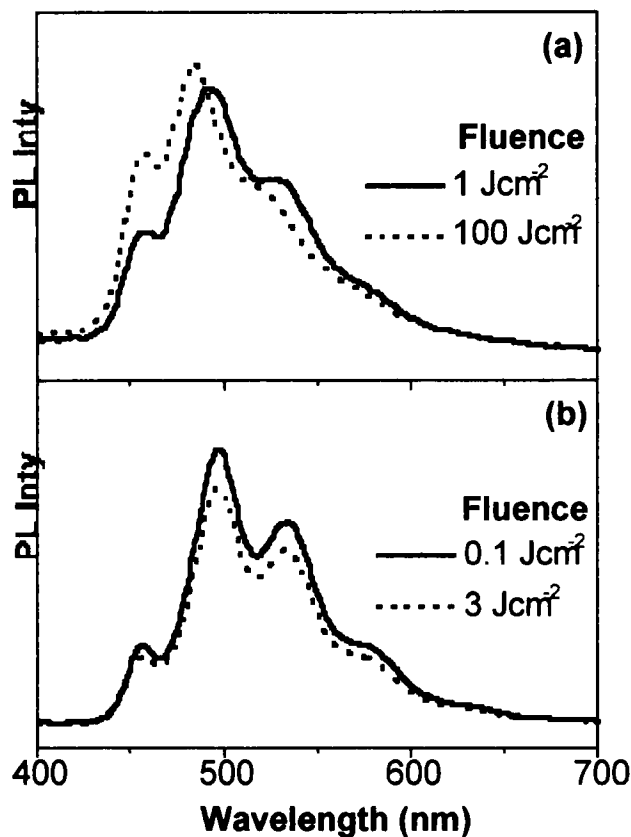


Figure 2. (a) The photoluminescent intensity of the unreacted diene **15** (dashed line) and the corresponding values for the crosslinked polymer network (solid line). (b) The photoluminescent intensity of the unreacted methacrylate **11** (dashed line) and the corresponding values for the crosslinked polymer network (solid line).

Acknowledgements

We gratefully acknowledge the EPSRC for support of an Advanced Fellowship (SMK), a postdoctoral fellowship (SRF) and two postgraduate studentships (AEAC and POJ). DERA is thanked for further financial support.

CONCLUSIONS

Electroluminescence with a polarisation ratio of 12:1 and 100 cdm^{-2} at 11 V has been obtained from a crosslinked nematic network. PL and EL intensities are higher after crosslinking than before. Operating voltages are lower. This is probably due to the rigid nature of the alicyclic polymer backbone. Very little photodegradation is observed using dienes as opposed to acrylates. A combined photoalignment/hole transport layer was used to align the EL LC before photochemical crosslinking.

References

- [1] C. H. Chen, J. Shi and C. W. Tang, *Macromol. Symp.*, **125**, 1 (1997).
- [2] M. Grell and D. D. C. Bradley, *Adv. Mater.*, **11**, 895 (1999).
- [3] D. D. C. Bradley, *Curr. Opin. Solid State Mater. Sci.*, **1**, 789 (1996).
- [4] M. Jandke, P. Stroehriegel, J. Gmeiner, W. Brütting and M. Schwoerer, *Adv. Mater.*, **11**, 1518 (1999).
- [5] M. Grell, W. Knoll, D. Lupo, A. Meisel, T. Miteva, D. Neher, H. Nothofer, U. Scherf and A. Yasuda, *Adv. Mater.*, **11**, 671 (1999).
- [6] R. A. M. Hikmet, D. B. Braun, A. G. J. Staring, H. F. M. Schoo and J. Lub, *Int. Pat. Appl.* WO 97/07654 (1995).
- [7] A. Bacher *et al.* *J. Mat. Chem.*, **9**, 2985 (1999).
- [8] A. P. Davey, R. G. Howard and W. J. Blau, *J. Mater. Chem.*, **7**, 417 (1997).
- [9] P. Dyreklev, M. Berggren, O. Inganäs, M. R. Anderson, O. Wennerström and T. Hjertberg, *Adv. Mater.*, **7**, 43 (1995).
- [10] U. Lemmer, D. Vacar, D. Moses, A. J. Heeger, T. Ohnishi and T. Noguchi, *Appl. Phys. Lett.*, **68**, 21 (1996).
- [11] K. Pichler, R. H. Friend, P. L. Burn and A. B. Holmes, *Synth. Metals*, **55–57**, 454 (1993).
- [12] V. Cimrová, M. Remmers, D. Neher and G. Wegner, *Adv. Mater.*, **8**, 146 (1996).
- [13] T. W. Hagler, K. Pakbaz, K. F. Voss and A. J. Heeger, *Phys. Rev. B*, **44**, 8652 (1991).
- [14] N. A. J. M. van Aerle, M. Barentino and R. W. J. Hollering, *J. Appl. Phys.*, **74**, 3111 (1993).
- [15] M. Schadt, H. Seiberle and A. Schuster, *Nature*, **351**, 212 (1996).
- [16] M. O'Neill and S. M. Kelly, *J. Phys., D. Appl. Phys.*, **33**, R67 (2000).
- [17] K. Ichimura, *Chem. Rev.*, **100**, 1847 (2000).
- [18] A. E. A. Contoret, S. R. Farrar, P. O. Jackson, L. May, M. O'Neill, J. E. Nicholls, S. M. Kelly and G. J. Richards, *Adv. Mater.*, **12**, 971 (2000).